

Document Type Definition

None
Single Destination Transmittal (UCP)
Single Destination Transmittal (NLM)
Single Destination Transmittal - NLM 3.0
Single Destination Transmittal - Springer
Single Destination Transmittal NLM 3.0 DTD v2
Single Destination Transmittal - JATS 1.0A
Single Destination Transmittal – Springer Book Series
Single Destination Transmittal – Springer Open Peer Review
Single Destination Transmittal - JATS 1.1A

None
General Submission Production Task Export
Aries Export
NIHMS-PubMed Central Deposit
NLM Production Task Export
NLM 3.0 Production Task Export
NLM 3.0 DTD v2 Export
Highwire PAP Export
JATS 1.0A Production Task Export
PRE Transmittal Production Task Export
JATS 1.1A Production Task Export
JATS 1.1A V2 Production Task Export

DTD + Transmittal Form

Submission Metadata
 Include metadata in release to production

Item Description	Value	
Manuscript Number	DEMOSA130-D-17-00001	Help
Revision Number	0	Help
Article Title	Sample MS for EEMUG 2017. Hi Everyone!	Help
Article Type	Original Study	Help
Initial Date Submitted	Jan 5 2017 8:09PM	Help
DOI	<input type="text"/>	Help
CORRESPONDING AUTHOR INFORMATION		Help
Title	Dr.	Help
First Name	Seb	Help
Middle Name		Help
Last Name	Atay	Help
E-mail Address	satay@ariessys.com	Help
Country	ALBANIA	Help
Notes to Production	<div style="border: 1px solid gray; padding: 5px;">Please expedite the production of this manuscript. It needs publishing in the February issue.</div>	Help
ORCID	0000-0002-3516-0165	Help
ORCID Authenticated	false	Help
Please list any conflict of interest that you have below.	<div style="border: 1px solid gray; padding: 5px;">The conflict of interest is that through a process known as securitization several of the corporations that I refer to in this study own my debt which means that I am inclined to treat them exceptionally favourably</div>	
Funding Information	Office of Behavioral and Social Sciences Research http://dx.doi.org/10.13039/100000118777 Dr. Seb Atay	Help
Manuscript Geographic Region Of Origin		Help
Abstract		Help
Final Decision Date	Jan 5 2017 8:11PM	Help
Open Access		
Membership Number	None	

Custom Question Settings

System Administration > PolicyManager > Questionnaire Policies > Create Custom Questions

Integration Options ⓘ

Include in Editorial Transmittal
 Include in Production Task Transmittal
 Transmit as Author Note/Footnote

Custom Metadata ID: ⓘ

In addition to being displayed as part of a questionnaire, the question and response may be included in the additional locations configured below. If Help Text is entered, it will be available via a 'Help' link displayed on the appropriate page.

PDF Cover Page ⓘ
 Display

Manuscript Details
 Display
Help Text:

Transmittal Form ⓘ

Display
 Editable
 Required
Help Text:

```
<history>
  <date date-type="received">
    <day>05</day>
    <month>01</month>
    <year>2017</year>
  </date>
  <date date-type="accepted">
    <day>05</day>
    <month>01</month>
    <year>2017</year>
  </date>
</history>
<funding-group>
  <award-group id="IDOETDAC2">
    <funding-source>Office of Behavioral and Social Sciences Research<named-content content-type="funder-id">http://dx.doi.org/10.13039/100000118</named-content>
    <award-id>777</award-id>
    <principal-award-recipient>Seb Atay</principal-award-recipient>
  </award-group>
</funding-group>
<counts>
  <fig-count count="0" />
</counts>
<custom-meta-group>
  <custom-meta id="conflict-of-interest">
    <meta-name>Please list any conflict of interest that you have below. </meta-name>
    <meta-value>The conflict of interest is that through a process known as securitization several of the corporations that I refer to in this study own my debt
  </custom-meta>
  <custom-meta>
    <meta-name>Black and White Image Count</meta-name>
    <meta-value>0</meta-value>
  </custom-meta>
  <custom-meta>
    <meta-name>Color Image Count</meta-name>
    <meta-value>0</meta-value>
  </custom-meta>
  <custom-meta>
    <meta-name>Production Notes</meta-name>
    <meta-value>Make sure that you expedite the production of this paper. Needs publishing in Feb issue.</meta-value>
  </custom-meta>
</custom-meta-group>
</article-meta>
```







FTP



Files – Data - **FTP**

What determines where the files and data are sent?

Transmittal FTP Parameters for: Single Destination Transmittal - JATS 1.1A

Information for FTP Server #1:

FTP Server Address:

(e.g. developer.ariessc.com)

Username:

Password:

Subdirectory

Information for Email Destination #1:

Email Address for transmittal success
notification:

Email Address for transmittal failure
notification:

FTP Options

Submission Production Task Transmittal Method:

JATS 1.1A Production Task Export

- Allow task assignment and FTP without Assignment Files
- Include Aries Import XML file in transmittal
- FTP task without go.xml file
- Use Manuscript Number for file names

FTP Server address
(e.g. ftp.ariessys.com):

Username

Password

Subdirectory:

E-mail Address (for transmittal notification):

Problem: more than one
FTP.

No problem.

Task Type (◆ =Milestone)
◆ PRE Export [Edit]
◆ AA copy to Author [Edit]
Files to Vendor [Edit]
◆ Highwire PAP Export [Edit]
◆ PubMed Deposit [Edit]
Final Files Approved [Edit]
Special Export to CE FTP [Edit]

Production Task Transmittal Method:

JATS 1.1A Production Task Export

- Allow task assignment and FTP without Assignment Files
- Include Aries Import XML file in transmittal
- FTP task without go.xml file
- Use Manuscript Number for file names

FTP Server address
(e.g. ftp.ariessys.com):

Username

Password

Subdirectory:

E-mail Address (for transmittal notification):

Non-EM Journal Transfer

Non-EM Journal Transfer

System Administration > AdminManager >
Configure Cross-Publication Submission Transfer

Configure Transfer Target Publications

Enable cross-publication submission transfer for Editorial Manager publications not in a People Sharing Group

Other Editorial Manager Publications:

There are currently no other EM publications defined for transfer.

Other Editorial Manager Publication (enter publication code)

Add

Enable cross-publication submission transfer to non-Editorial Manager publications

Non-Editorial Manager Publications

There are currently no non-Editorial Manager Publications defined for transfer.

Add

Non-EM Journal Transfer

System Administration > AdminManager >
Configure Cross-Publication Submission Transfer

Add Publication for FTP Transfer

Cancel Submit

[Insert Special Character](#)

Publication Name:	<input type="text" value="Alternative FTP server"/>
Publication URL:	<input type="text" value="http://www.publicationname.com"/>
Transfer Method:	<input type="text" value="ExternalTransfer"/>
FTP Server address (e.g. ftp.ariessys.com):	<input type="text" value="ftp.ariessys.net"/>
FTP Username:	<input type="text" value="username"/>
FTP Password:	<input type="password" value="••••••••"/>
Subdirectory:	<input type="text" value="smalldetailtocatchyourinterestifyou'rebored"/>

Cancel Submit

Non-EM Journal Transfer

System Administration > AdminManager >
Configure Cross-Publication Submission Transfer

Configure Transfer Target Publications

Enable cross-publication submission transfer for Editorial Manager publications not in a People Sharing Group

Other Editorial Manager Publications:

There are currently no other EM publications defined for transfer.

Other Editorial Manager Publication (enter publication code)

Add

Enable cross-publication submission transfer to non-Editorial Manager publications

Non-Editorial Manager Publications

Publication	Publication Website	
Alternative FTP server	http://www.publicationname.com	Edit Remove

Add

Non-EM Journal Transfer

Setting the final disposition completes the peer-review process. You may only set a Final Disposition of "Accept" or "Reject" after you notify the author of the editor's decision.

Setting a Final Disposition of "Accept" may initiate production or trigger transmittal of data to the publisher if your publication is configured to do this. If you choose a Final Disposition of "Transfer" a list of possible recipients will display. After you have made your choice, you will have an opportunity to customize letters regarding the transfer. When this process is complete, the submission will be transferred.

Final Disposition: ▼

Please select a recipient publication: ▼

Cancel

Proceed

Specialized Exports

Highwire Export

FTP Options

Submission Production Task Transmittal Method:

FTP Server address
(e.g. ftp.ariessys.com):
Username
Password

- None
- General Submission Production Task Export
- Aries Export
- NIHMS-PubMed Central Deposit
- NLM Production Task Export
- NLM 3.0 Production Task Export
- NLM 3.0 DTD V2 Export
- Highwire PAP Export
- JATS 1.0A Production Task Export
- PRE Transmittal Production Task Export
- JATS 1.1A Production Task Export
- JATS 1.1A V2 Production Task Export

ut Assignment Files

mittal

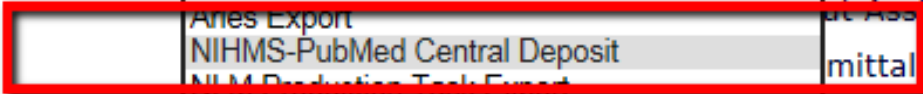
s

PMC Export

FTP Options

Submission Production Task Transmittal Method:

None
General Submission Production Task Export
Aries Export
NIHMS-PubMed Central Deposit
NLM Production Task Export
NLM 3.0 Production Task Export
NLM 3.0 DTD v2 Export
Highwire PAP Export
JATS 1.0A Production Task Export
PRE Transmittal Production Task Export
JATS 1.1A Production Task Export
JATS 1.1A V2 Production Task Export



FTP Server address
(e.g. ftp.ariessys.com):

Username

Password

Subdirectory:

at Assignment Files
mittal
s

PMC caveats

- Author approval and deposit done outside system
- Cannot be used if depositing directly to PMC
- Text goes here

PMC setup

- Publication recognized by NLM
- Publication has account with NIHMS
- Subdirectory set to 'upload'
- NLM TA code added as special metadata field
- Embargoes set by AC
- File descriptions must be unique
- Files must include default OR document
- Don't send system PDF

PRE Export



PRE Export

FTP Options

Submission Production Task Transmittal Method:

FTP Server address
(e.g. ftp.ariessys.com):
Username
Password

- None
- General Submission Production Task Export
- Aries Export
- NIHMS-PubMed Central Deposit
- NLM Production Task Export
- NLM 3.0 Production Task Export
- NLM 3.0 DTD v2 Export
- Highwire PAP Export
- JATS 1.0A Production Task Export
- PRE Transmittal Production Task Export
- JATS 1.1A Production Task Export
- JATS 1.1A V2 Production Task Export

Automation

Automatically Initiate Production

System Administration > PolicyManager > ProduXion Manager >
Configure Automatic Production Initiation

Regular Submissions:

- Initiate Production upon Setting Final Disposition to 'Accept'
- Initiate Production upon Setting Final Disposition to 'Accept on Submission'

Automatically End Production

System Administration > PolicyManager > Production Manager > Configure Submission Workflows and Production Tasks

Assignment Options

Automatic Assignment can be triggered by the actions listed below. Because this process occurs automatically you must select a specific user to be identified as the assignor and a specific user to receive the task. You should also configure one or more File types to be automatically selected, unless this task is not used to process files.

- Assign Automatically when Production is initiated (if this is the first task in the workflow)
- Assign Automatically when all Trigger Tasks are completed (if configured in the workflow)

Automatic End Production when the Task is Completed and there are No Other Open Tasks in the Workflow.

- End Production Automatically after this task is Completed

Automatically Assign Task - Production Initiated

System Administration > PolicyManager > Production Manager >
Configure Submission Workflows and Production Tasks

Assignment Options

Automatic Assignment can be triggered by the actions listed below. Because this process occurs automatically you must select a specific user to be identified as the assignor and a specific user to receive the task. You should also configure one or more File types to be automatically selected, unless this task is not used to process files.




- Assign Automatically when Production is initiated (if this is the first task in the workflow)
- Assign Automatically when all Trigger Tasks are completed (if configured in the workflow)

Automatic End Production when the Task is Completed and there are No Other Open Tasks in the Workflow.

- End Production Automatically after this task is Completed

Automatically Assign Task - Production Initiated

System Administration > PolicyManager > ProduXion Manager >
Configure Submission Workflows and Production Tasks



	Order	Task Type (◆ =Milestone)
	1	◆ Files to Vendor [Edit]
	2	AA copy to Author [Edit]

Only roles with the "Assign Production Task" permission appear in this list. You may select multiple roles or de-select a role by clicking on an item while holding down the CTRL key (Windows) or Apple/Command key (Mac). If the task is configured for Automatic Assignment, you must select a single person who will be the sender for all tasks assigned automatically.

Can be Assigned by:

Managing Editor
Typesetter

Melanie S. Cotterell, Managing Editor
Superb Editor, Managing Editor
mary mary, Managing Editor

Can be Assigned to:

- Corresponding Author only
- Selected Editor/Publisher Roles only

Only roles with the "Receive Production Task" permission appear in this list. You may select multiple roles or de-select a role by clicking on an item while holding down the CTRL key (Windows) or Apple/Command key (Mac). If the task is configured for Automatic Assignment, you must select a single person to be the recipient of all such tasks assigned automatically.

Managing Editor
Typesetter


Alfonso Periwinkle, Typesetter

Automatically Assign Task – Trigger Tasks

System Administration > PolicyManager > Production Manager > Configure Submission Workflows and Production Tasks

Assignment Options

Automatic Assignment can be triggered by the actions listed below. Because this process occurs automatically you must select a specific user to be identified as the assignor and a specific user to receive the task. You should also configure one or more File types to be automatically selected, unless this task is not used to process files.



- Assign Automatically when Production is initiated (if this is the first task in the workflow)
-  Assign Automatically when all Trigger Tasks are completed (if configured in the workflow)

Automatic End Production when the Task is Completed and there are No Other Open Tasks in the Workflow.

- End Production Automatically after this task is Completed

Automatically Assign Task – Trigger Tasks

System Administration > PolicyManager > ProduXion Manager > Configure Submission Workflows and Production Tasks

Order	Task Type (◆ = Milestone)	Assign if First Task <i>i</i>		Trigger Task(s) <i>i</i>	Allow Repeats <i>i</i>
<input type="text" value="1"/>	◆ PRE Export [Edit]	✓			
<input type="text" value="2"/>	◆ AA copy to Author [Edit]				
<input type="text" value="3"/>	Files to Vendor [Edit]				
<input type="text" value="4"/>	◆ Highwire PAP Export [Edit]				
<input type="text" value="5"/>	◆ PubMed Deposit [Edit]				
<input type="text" value="6"/>	Final Files Approved [Edit]				

Automatically Assign Task – Trigger Tasks

System Administration > PolicyManager > ProduXion Manager > Configure Submission Workflows and Production Tasks

<input type="text" value="2"/>	◆ AA copy to Author [Edit]		<input type="text" value="PRE Export"/>	<input checked="" type="radio"/> No <input type="radio"/> Yes
--------------------------------	--	---	---	--

Order	Task Type (◆ =Milestone)	Assign if First Task <i>i</i>		Trigger Task(s) <i>i</i>
<input type="text" value="1"/>	◆ PRE Export [Edit]	✓		
<input type="text" value="2"/>	◆ AA copy to Author [Edit]		.../	PRE Export
<input type="text" value="3"/>	Files to Vendor [Edit]		.../	AA copy to Author

Recap

