



Publish Faster. Publish Smarter.

www.ariessys.com

This material contains information that is proprietary and confidential to Aries Systems. It cannot be shared with third parties without Aries Systems' consent. ARIES SYSTEMS PROPRIETARY & CONFIDENTIAL. DO NOT COPY. DO NOT DISTRIBUTE.

EMUG 2023



Courtyard Boston Downtown Hotel
June 14-15, 2023

Aries
systems.



EMUG 2023

Enterprise Analytics Reporting (EAR)

Jeff Christie

Senior Account Coordinator

Jchristie@ariessys.com

Steven Gain

Account Coordinator

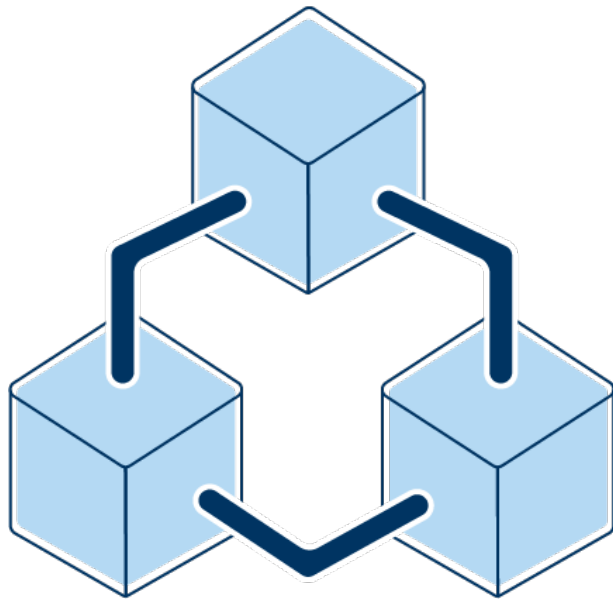
Sgain@ariessys.com

Agenda

Welcome to
EMUG: Day 1

- Data Sources
- Filter & Formatting Tips
- Live Demonstrations
- Resources
- Questions from Attendees





Data Sources

Which source for which report type?

Data Sources

- The data source selected defines the information pulled into a report
- Combining data sources through joins allows you to pull data from various parts of the system into one report
- Choosing the proper data sources can guarantee that your report will return valid results



Manuscript-Centric Data Sources

- Documents
- Manuscript Status History View
- Manuscripts And Classifications View
- Manuscripts And Keywords View



User/People-Centric Reports

- People
- People And Personal Identifiers View
- People And Address View
- People And Keywords View
- People And Classifications View



Author-Centric Data Sources

- Authors
- Authors And Submissions View
- Authors And Personal Identifiers View
- Author Assignments
- Submissions And Author Questionnaire View



Reviewer-Centric Data Sources

- Reviewer Assignments
- Reviewer And Submissions View
- Review Questions And Responses View



Editor-Centric Data Sources

- Editors And Submissions View
- Editor Assignments
- Editor Questions And Responses View



Solicited Workflow-Centric Data Sources


- Proposal Pipeline View
- Proposal Assignment Records
- Invited Authors
- Author Invitation Statistics



Production-Centric Data Sources

- Production Status History
- Submission Production Tasks View
- Schedule Group
- Schedule Group Production Tasks







Filter & Formatting

Tips and tricks!

Formatting Tips - Consolidating Data Fields



Field	Description	Sort	VG	A
Reviewer First Name	Reviewer Name	<input type="checkbox"/>	<input type="checkbox"/>	<input type="checkbox"/>
Reviewer Last Name		<input type="checkbox"/>	<input type="checkbox"/>	<input data-bbox="2356 649 2407 692" type="checkbox" value="+"/>



Reviewer Name
Abby Author
Amy Analyst



Formatting Tips - Visual Grouping

↓

Field	Description	Sort	VG	A
Reviewer First Name	Reviewer Name	<input checked="" type="checkbox"/>	<input checked="" type="checkbox"/>	<input type="checkbox"/>
Reviewer Last Name		<input type="checkbox"/>	<input type="checkbox"/>	<input type="checkbox"/>

↓

Olivia Opinion

Reviewer Comments to Author	
Almost where it needs to be!	
Great points all around	
Great work on this revision!	



Formatting Tips - Charts

Title Records

Label Function

Value Function

Separator Function

Show Legend

Show As 3D

Explode largest slice

Show Percentage

Show Value Labels

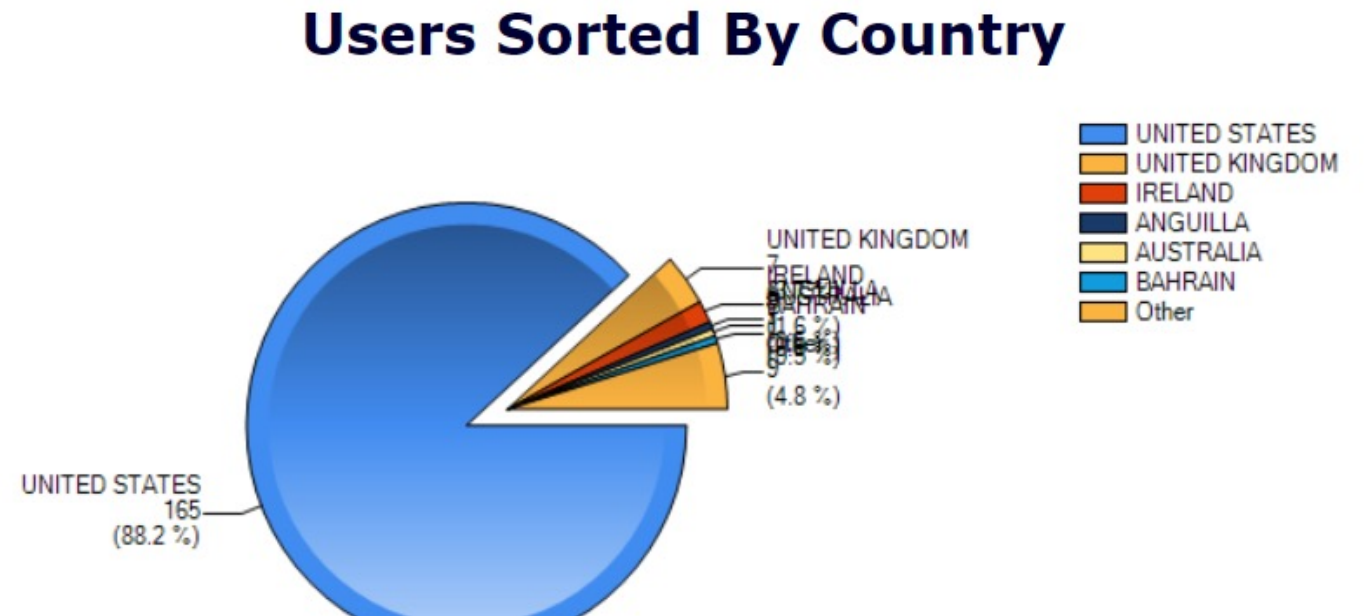
Show Slice Labels

Combine Bottom %

Chart Type

Target report

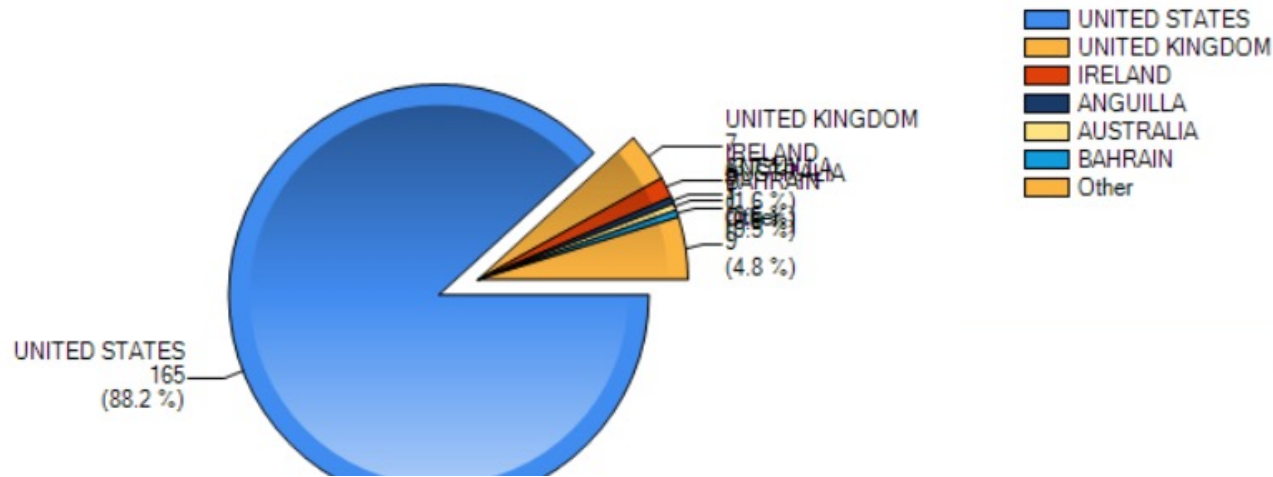
- Found in the 'Chart' tab
- Visual aid for representing cumulative results



Formatting Tips – Charts

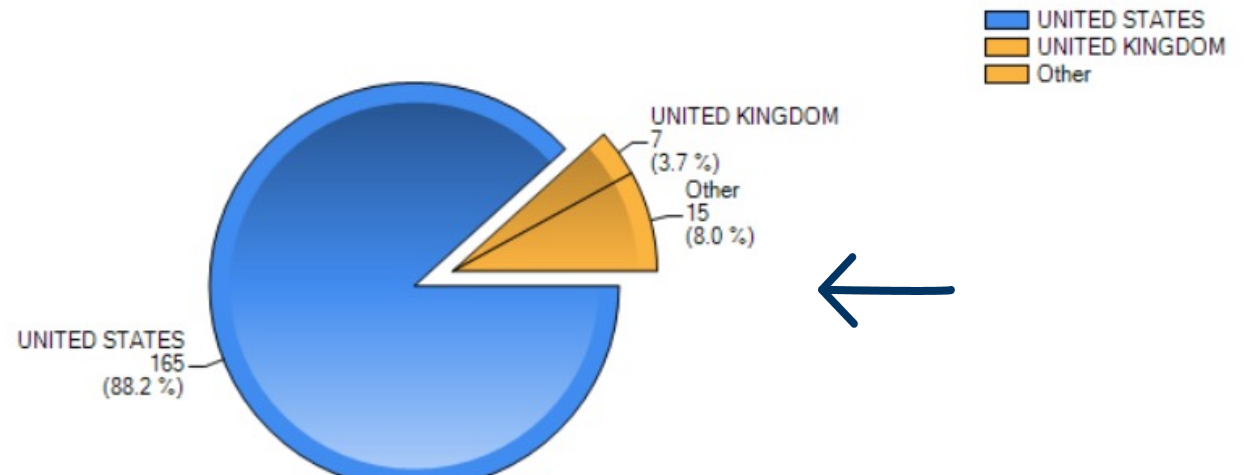
Combining Lesser Results

Users Sorted By Country



- Several smaller result values can be difficult to decipher
- Combining these results into 'Other' category makes the report more readable

Users Sorted By Country





Formatting Tips - Subtotals

Field	Description	Sort	VG	A	Function	Format				
Country	Country	<input checked="" type="checkbox"/>	<input checked="" type="checkbox"/>	<input type="checkbox"/>	<input type="checkbox"/>	<input type="checkbox"/>	<input type="checkbox"/>	<input type="checkbox"/>
First Name	User Name	<input type="checkbox"/>	<input type="checkbox"/>	<input type="checkbox"/>	<input type="checkbox"/>	<input type="checkbox"/>	<input type="checkbox"/>	<input checked="" type="checkbox"/>
Last Name		<input type="checkbox"/>	<input type="checkbox"/>	<input checked="" type="checkbox"/>	<input type="checkbox"/>	<input type="checkbox"/>	<input type="checkbox"/>	<input type="checkbox"/>
...		<input type="checkbox"/>	<input type="checkbox"/>	<input type="checkbox"/>	<input type="checkbox"/>	<input type="checkbox"/>	<input type="checkbox"/>	<input type="checkbox"/>


Add Subtotals

Subtotal Function:



JAMAICA

Richard Reviewer
Ron Reviewer
2



Miscellaneous Tips


- Correct data source joins
- Correct filtering
- Sometimes, two reports are better than one (that's too big)



Report Delivery

- Scheduled Reports
- Ad Hoc sending
- Download in different formats (PDF, Excel, etc.)





Reports in Action

Live examples


Reports We'll Be Demonstrating


- Duplicate User Report
- Reviewer Decline Reasons
- EAR Report Creator Report
- Scheduled Report Statistics



Support & Resources

- 'Get More Help' indexes
- Aries' Video Library
- Account Coordinators





Questions?

Thank you!

Stay Connected

Jeff Christie
Senior Account Coordinator
Jchristie@ariessys.com

Steven Gain
Account Coordinator
Sgain@ariessys.com

This material contains information that is proprietary and confidential to Aries Systems. It cannot be shared with third parties without Aries Systems' consent. ARIES SYSTEMS PROPRIETARY & CONFIDENTIAL. DO NOT COPY. DO NOT DISTRIBUTE.





50 High Street, Suite 21
North Andover, MA 01845 USA

www.ariessys.com

This material contains information that is proprietary and confidential to Aries Systems. It cannot be shared with third parties without Aries Systems' consent. ARIES SYSTEMS PROPRIETARY & CONFIDENTIAL. DO NOT COPY. DO NOT DISTRIBUTE.